

Introducing the most innovative system for bovine blood sampling

New!
TEGOTM
bovine



Collecting blood has never been this easy — or safe

A breakthrough in safety

- Advances animal handler security
 - Reduces risk of injuries from needle sticks
 - Reduces potential injury from agitated cattle
- Advances care of livestock
 - Reduces stress and potential injury to cattle during sampling through a passive and quick blood collection process

Compatible with existing lab processes

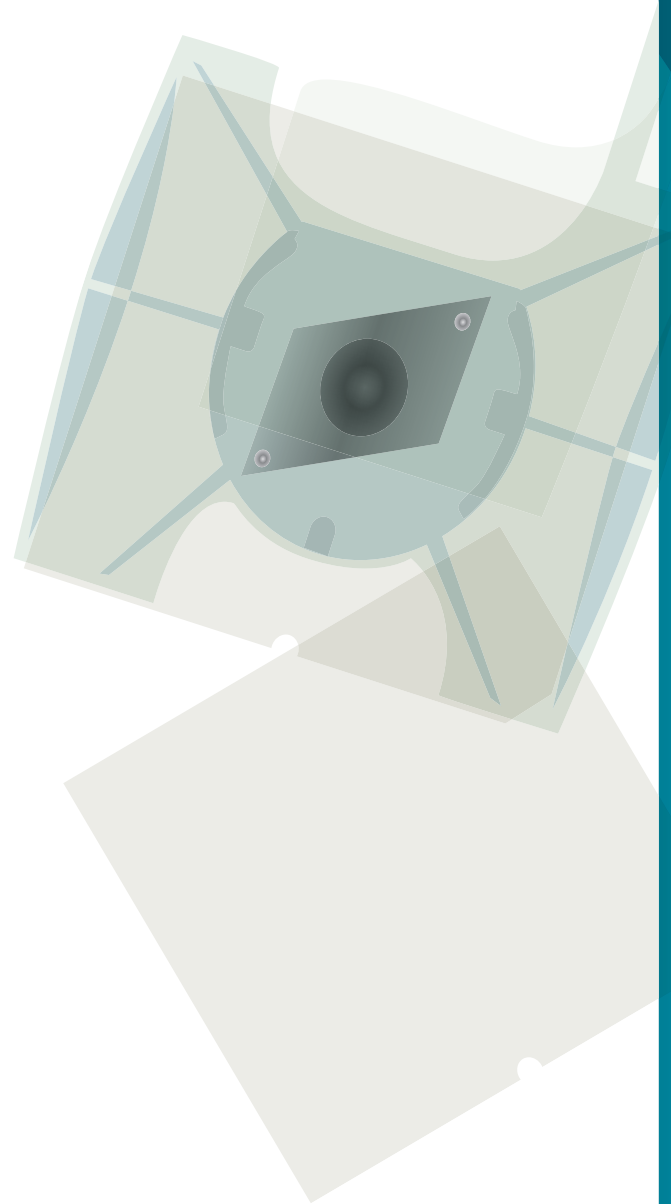
- Blood samples, which dry quickly on blood collection cards, are ready to be sent for laboratory testing
- Samples can be stored at room temperature without affecting sample integrity
- The **TEGO**TM bovine blood collection kit is suitable for use in genetic testing. Please visit www.itlanimalhealthcare.com for more information about using the **TEGO**TM bovine blood collection kit for disease testing

Cost-effective and convenient

- Fits standard ear-tagging applicators and is easily applied to animal's ear
- Makes sampling process quick and more efficient
- Allows for shipment of blood samples through regular postal mail — refrigeration is unnecessary
- Room temperature storage reduces costs of handling and storing blood samples

TEGOTM

Animal Blood Collection Kit



New!

TEGO™

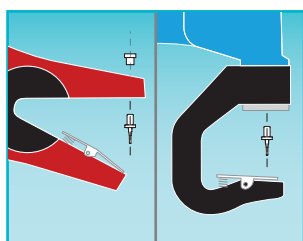
bovine

Introducing the most innovative system for bovine blood sampling


Simplifies the process, reduces the risks

TEGO™ — developed in close consultation with U.S. laboratories, veterinarians, and livestock producers worldwide.


Quick and easy



1. Begin by inserting TEGO™ Adapter Pin into ear-tagging applicators* — a step that is performed only once.




2. Remove the kit from packaging and place it into the ear-tagging applicator.



3. Position over the animal's ear (front or back), targeting the vein-rich area, then clamp.



4. Release the ear-tagging applicator, leaving the kit attached to the ear for passive blood collection (about 10-20 seconds).



5. Remove the kit from the ear by holding kit and pulling away.



6. Slide the blood collection card from the holder, and place it almost entirely into the TEGO™ envelope.



7. Label the exposed end of the card. After inserting the entire card into the TEGO™ envelope, place folded-over TEGO™ envelopes into a mailing envelope and mail to testing facility.

* **Note:** Kit is compatible with Allflex® Total Tagger and Allflex® Retract-O-Matic™ ear-tagging applicators; requires use of TEGO™ Adapter Pin.

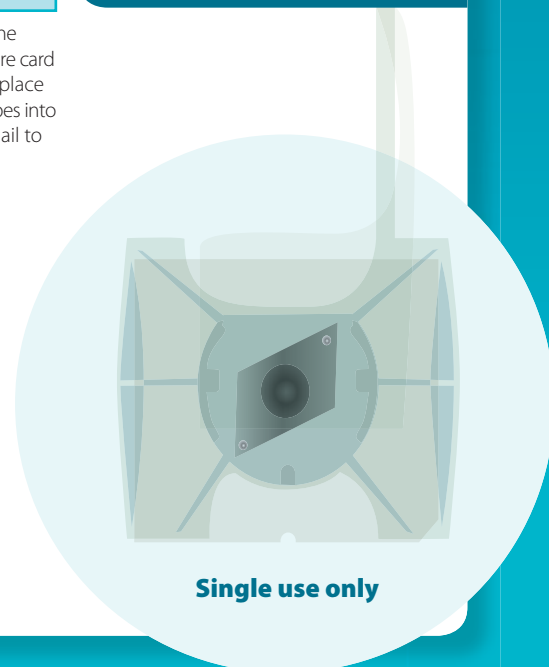


There's security in knowing that you're providing the most advanced care for your animals

Visit www.itlanimalhealthcare.com to view a video illustrating how to use the TEGO™ bovine blood collection kit.

For more information about TEGO™, call ITL Animal Healthcare at 1-888-411-2851 or e-mail itlanimalhealthcare@itlus.com.

Allflex is a registered trademark and Retract-O-Matic is a trademark of Allflex USA, Inc. TEGO is a trademark of ITL Corporation, Melbourne, Australia. ©2009 ITL Corporation. All rights reserved. Patent pending. ITL-BR-0027-Rev01



Single use only